



hansgrohe

# The most beautiful workspace in the house.

With innovative sinks and taps from hansgrohe

**hansgrohe. Meet the beauty of water.**



# Innovative and high quality kitchen design.

---

The heart of the kitchen can be found where fresh water flows, which is why hansgrohe is always working to make your experience of water more enjoyable. Our products combine clever technology with ergonomic perfection, to make the work you do in the kitchen more efficient and more fun. hansgrohe makes it easy to combine the taps that most suit your needs with a sink of your choice, for the ultimate in easy workflow. Alternatively, choose a state-of-the-art sink combi unit as the focal point in your kitchen. Our ultramodern sinks are designed to serve as the centre of your kitchen, while the specially selected materials and solid workmanship promise long-lasting enjoyment.

**hansgrohe. Meet the beauty of water.**

# Table of contents

---

<b>2</b>	Introduction
<b>4</b>	Why hansgrohe?
<b>8</b>	New products
<b>10</b>	Technologies

## **AT THE SINK**

<b>18</b>	Stainless steel S71
<b>22</b>	Stainless steel S41 <b>NEW</b>
<b>26</b>	SilicaTec S51

## **KITCHEN MIXER TAPS**

<b>30</b>	Aquino Select M81 <b>NEW</b>
<b>34</b>	Metris M71 <b>NEW</b>
<b>38</b>	Talis M51 <b>NEW</b>
<b>42</b>	Talis M52
<b>46</b>	Talis M54 <b>NEW</b>
<b>50</b>	Focus M41
<b>52</b>	Focus M42 <b>NEW</b>
<b>56</b>	Logis M31
<b>58</b>	Logis M32

## **SINK COMBI UNITS**

<b>60</b>	Stainless steel C71
<b>64</b>	SilicaTec C51

## **ACCESSORIES**

<b>68</b>	Accessories and cleaning products <b>NEW</b>
-----------	--

# Our aim? **Your comfort.**



## **1 Innovation**

- **Revolutionary products**
- **Industry pioneers**
- **Groundbreaking technologies**

At hansgrohe we understand your needs. As an industry leader, we specialise in designing products for the kitchen and bathroom that meet your daily requirements and surpass your every expectation. In our Research and Development laboratories, we are constantly adding to our patents, which currently number over 1500. That is why we have been named one of the most innovative German SMEs in the TOP 100. Our ideas have changed the way people use water and we are constantly working to shape how this use will evolve in the future. Our aim? To make your experience of water more comfortable, more safe and more fun in the kitchen.







## 2 Design

- **Over 600 design awards**
- **A range to suit your style**
- **International acclaim**

You can customise your hansgrohe bathroom and kitchen to suit your style. Our internationally recognised designers work hard to find forms, colours and materials that provide both striking looks and optimal operation.

Our three design ranges – Avantgarde, Classic and Modern – are each designed for longevity, not short-lived fashions. Our designs have already won over 600 awards, proving that when you invest in hansgrohe, you invest in the long-term design of your kitchen.

## 3 Quality

- **Industry pioneers since 1901**
- **Made in Germany**
- **5 year warranty and 15 year availability guarantee**

Your kitchen needs to work hard every day. That's why, since 1901, people around the world have trusted the durable and high quality products from hansgrohe. Over 80% of our products are produced in Germany – in fact, our "Made in Germany" pledge is fundamental to our philosophy. We hold our products to the highest standards and produce everything to the strictest criteria, as numerous independent testing institutes have proven time and time again. We're so confident about the quality of our products that we offer a 5-year warranty and guarantee availability of parts for 15 years.

More information is available at [hansgrohe.com/service](https://hansgrohe.com/service)



## 4 Service

- **Extensive knowledge**
- **Support always available**
- **Experience hansgrohe in person**

We are here to support you throughout the design and build process of your kitchen. On our website you will find the latest news regarding our products, as well as helpful tools such as the hansgrohe Savings Calculator, which will work out how much you could save if you install a product with EcoSmart technology. Call our service hotline to speak to an expert who can answer any of your questions. Or visit the hansgrohe Aquademie, where you can learn about the history of bathing in what is likely Germany's biggest bathroom – „Showerworld“ – and experience the pleasure of a hansgrohe shower for yourself!

**[hansgrohe.com](https://hansgrohe.com)**







# **hansgrohe in the kitchen – more comfort, more style.**

---

The kitchen is the heart of your home – the place where you most need comfort, design and efficiency, so that you can cook freely with everything on hand. In the perfect interplay of style and function, hansgrohe has designed a totally new experience in the kitchen. Learn about our innovative sinks and kitchen mixer taps, as well as completely new combinations designed to revolutionise your time in the kitchen. Check out our latest accessories, where you will discover that every small detail has the power to make your work in the kitchen easier than ever.

# New products – make your kitchen work easier.

---



## **Aquno Select M81:**

The inimitable Aquno Select M81 kitchen taps create a ultra-modern way of working, with ultra-efficient water management at the sink. The incredible design results in water that flows in a completely new way. The large, innovative SatinFlow spray is unique, redefining how you work at the sink. It allows you to gently wash food, clean large objects without splashing and wash your hands, all while conserving resources. Finished with a tailor-made multi-function strainer, preparing and cooking food has never been so efficient, simple or pleasurable.

## **Talis M54:**

Sleek and minimalist in design, uncompromising in function and quality, so that your every movement becomes a highlight. The Talis M54 kitchen taps display a slimline silhouette, giving a stylish look to every modern kitchen. Alongside the chrome and stainless steel finish option, the matt black choice provides an eye-catching alternative. The range includes a choice of key basic shapes and comfortable heights, allowing the taps to be incorporated into a wide variety of kitchen styles.







#### **Metris Select M71 & M51 Select Talis additions:**

The new addition to the popular Metris Select M71 and Talis Select M51 kitchen taps feature a newly developed shower head that combines two features: hansgrohe Select technology and two jets on the hand spray. The benefit to you? One-handed operation and even more precise water control.

#### **S41 stainless steel sinks:**

The sinks designed to weather the practicalities of everyday life. The organic and simple design language blends with any kitchen style. Variable installation options and exchange possibilities make them an incredibly flexible choice. Also suitable for base units with a width from 45 cm, they offer easy ordering thanks to integrated manual or automatic waste set.



#### **Accessories and cleaning products:**

Getting things done is so much easier when you have the right tools. That is why hansgrohe's new products make working in a hansgrohe-fitted kitchen as comfortable as possible. Our washing up liquid dispensers work with every kitchen tap. Our multi-function strainer, detachable draining board and chopping board make multitasking easy. Cleaning and care spray protects stainless steel and SilicaTec against dirt, staining and limescale deposits.

# Technologies



**Flexibility:** The combination of the Select button and pull-out spout makes work at the sink simpler and more comfortable. The hose can be extended by up to 76 cm, which extends your working radius and makes filling containers much easier.



**Space to move:** Thanks to Select technology, water flow can easily be switched on and off manually with your finger, back of hand or arm. That means more freedom of movement and easier multitasking, so you can work more efficiently.



**Speed:** The Select button on the front edge of the sink lets you start and stop the water flow quickly and conveniently. The drain is opened by turning the control unit.



## Select



### Convenient push button operation

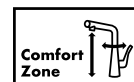
Select technology makes operation simple and convenient. With just one press, you can pause or restart the water flow. Designed to be operated with your elbow or back of the hand, your hands can stay clean.

### Advantages:

- Start and stop water at the push of a button
- Optimised water flow and comfortable operation
- Can be operated with an arm or elbow



# ComfortZone



## **Complete freedom of movement**

The extra high spout offers plenty of space and is ideal for filling containers. Taps can pivot to provide more room, either partly or entirely, depending on the type of single lever tap chosen.

## **Advantages:**

- Optimum height to suit every need
- Flexible pivot to prevent over-rotation
- Maximum freedom of movement

# Technologies



## Pull-out function

### Extended flexibility


The pull-out tap extends your working radius and therefore your work space at the sink, which is useful for tasks such as watering plants or filling a coffee pot. Do you want to use the pull-out shower spray or the spout? It's your choice, as this kind of tap allows you to choose either. It also has our intuitive Select technology, which allows you to turn the water on or off at the touch of a button.

### Advantages:

- Standard pull-out length max. 50 cm
- The sBox extends the operating range up to 76 cm, increasing your workspace by around 50 %
- MagFit magnetic shower holder for easy withdrawal of the hose and a perfect fit with the tap







# sBox

## Cleverly stored

The space under the sink provides storage for many household items, from detergents to dustpans, which can obstruct the smooth functioning of a pull-out hose. But with the sBox, the retractable hose can be pulled out easily and quietly, before being safely stowed away and protected from damage.

## Advantages:

- Smooth, safe extension and retraction of the hose, avoiding contact with other items stored under the sink
- Numerous mounting possibilities in the cabinet, due to flexible fasteners
- Reduces clutter in the sink cabinet
- Hose weight in the sBox ensures smooth and silent use
- An additional spacer rail that allows for installation lower in the cabinet body

# Technologies

**Normal spray:**

Fuller, lighter and softer droplets from an aerated spray, thanks to AirPower technology.

**Laminar spray:**


Crystal clear and economical, without added air. Ideal for quickly filling large containers, and can prevent splashing.

**Shower spray:**

Economical and cleansing. Also perfect for fast spraying at the sink.

**SatinFlow spray:**

Efficient, splash-free and economical water consumption. The wide spray pattern gently blankets food, cleans large objects such as baking trays and saves water when hand-washing.



## Spray types

**Switch for the task in hand**

What you do at the sink changes all the time, which is why you need different spray types. Sometimes you need to fill a container quickly, while sometimes you'll be washing delicate food. Our kitchen taps provide the perfect spray for every task, and you can switch between them quickly and easily.

**Advantages:**

- Easily change between spray types on the hand spray
- Lockable shower spray
- Spray can be reset at the push of a button
- Intuitive changing thanks to the placement of the button



# Installation in front of window

## **Adaptable to any situation**

Windows that open inwards get in the way of fixed kitchen taps. These taps are ideal for installation in front of a window, as you can simply lift and tilt the kitchen taps when you want to open and close the window.

## **Advantages:**

- Ideal for mounting in front of the window
- Allows you to open and close windows with ease

# Technologies

---



## QuickClean



### **Rub away limescale and dirt in an instant**

QuickClean's flexible silicone discs mean dirt and limescale can be rubbed off with your finger, with the minimum of effort and no need for cleaning products. This extends the product's lifespan and keeps things working perfectly.

### **Advantages:**

- Quick and easy cleaning
- Long product life



## AirPower



### **For an abundant water flow**

AirPower works by drawing in air via the spray outlet. The addition of air enriches the incoming water, making the spray fuller, lighter and softer. AirPower cleverly delivers a high spray volume with less water.

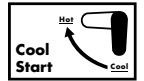
### **Advantages:**

- Fuller, lighter water droplets for an enhanced water jet
- Less risk of splashing
- Higher efficiency contributes towards lower water consumption





# CoolStart



## Hot water when you really need it

On standard taps the continuous flow heater or circulation pump starts up immediately if the handle is in the middle position. With CoolStart, hot water is only added when the lever is moved to the left, cutting down on energy use, CO<sub>2</sub> emissions and costs.

### Advantages:

- Only cold water flows in the default setting
- This can save water and energy, which in turn, saves money
- Better user ergonomics, because the lever for hot water can only be moved to the left



# EcoSmart



## Save money, stay environmentally friendly

Thanks to EcoSmart technology, certain hansgrohe kitchen mixer taps have an aeration of only 6 l/min, saving both hot water and energy.

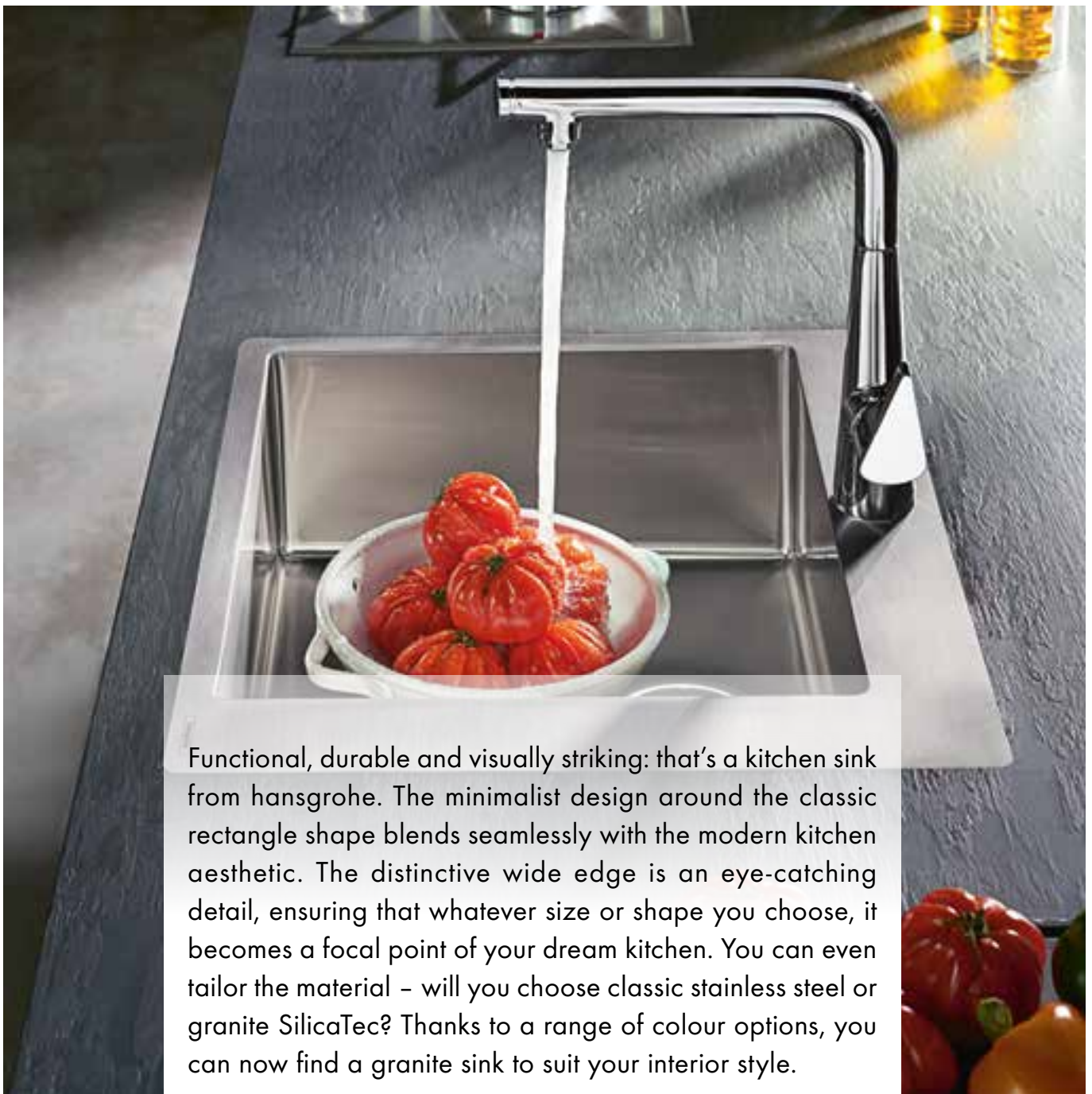
### Advantages:

- A rich, bubbling water spray, thanks to enrichment with air
- Lower energy requirement, and therefore lower fuel consumption and CO<sub>2</sub> emissions
- Double the positive impact, thanks to lower water and energy consumption

Find out how much water and energy you can save using our Hansgrohe Savings Calculator: [hansgrohe.com/savings-calculator](https://hansgrohe.com/savings-calculator)

# Minimalist design, maximum choice – **S71** **stainless steel sink.**

---



Functional, durable and visually striking: that's a kitchen sink from hansgrohe. The minimalist design around the classic rectangle shape blends seamlessly with the modern kitchen aesthetic. The distinctive wide edge is an eye-catching detail, ensuring that whatever size or shape you choose, it becomes a focal point of your dream kitchen. You can even tailor the material – will you choose classic stainless steel or granite SilicaTec? Thanks to a range of colour options, you can now find a granite sink to suit your interior style.

# AT THE SINK



## Installation options:

S71 stainless steel sinks can be flush-mounted or surface-mounted, or you can opt for a base unit model. A choice of sink sizes ensures maximum flexibility.



## High quality:

The 1 mm thick, hand-welded stainless steel sinks shine with high quality workmanship, boasting precisely manufactured edges and 10mm corner radii. Stainless steel is robust enough to withstand contact with substances such as fruit acid.



## Heat resistant:

Stainless steel is unaffected by extreme temperature changes and is completely rustproof.




## Stable and easy to install:

All sinks are equipped with a reinforcement bracket and double the material thickness for stable tap fixture, which means no more shaking.

Fastening clamps for a clamping range of 28-40 mm are included in the delivery. The required accessories (waste and overflow set) must be ordered separately, as it is dependent on the kitchen tap you select.

# Stainless steel S71



## S71

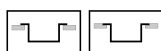
S711-F450 Built-in sink 450 (1-hole)  
# 43301, -800

S712-F450 Built-in sink 450 (2-hole)  
# 43305, -800 (not shown)

**Base cabinet**

**60 cm**

**Installation type**



## S71

S715-F450 Built-in sink 450 (1-hole)  
with drainboard left  
# 43306, -800

S716-F450 Built-in sink 450 (1-hole)  
with drainboard right  
# 43331, -800 (not shown)

**Base cabinet**

**60 cm**

**Installation type**



S717-F450 Built-in sink 450 (2-hole)  
with drainboard left  
# 43307, -800 (not shown)

S718-F450 Built-in sink 450 (2-hole)  
with drainboard right  
# 43332, -800 (not shown)



## S71

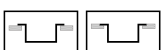
S711-F660 Built-in sink 660 (1-hole)  
# 43302, -800

S712-F660 Built-in sink 660 (2-hole)  
# 43308, -800 (not shown)

**Base cabinet**

**80 cm**

**Installation type**



## S71

S711-F655 Built-in sink 180/450 (1-hole)  
# 43309, -800

S712-F655 Built-in sink 180/450 (2-hole)  
# 43310, -800 (not shown)

**Base cabinet**

**80 cm**

**Installation type**



## S71

S711-F765 Built-in sink 370/370 (1-hole)  
# 43303, -800

S712-F765 Built-in sink 370/370 (2-hole)  
# 43311, -800

**Base cabinet**

**90 cm**

**Installation type**







**S71**  
S719-U400 Under-mount sink 400  
# 43425, -800

**Base cabinet**

**50 cm**

**Installation type**



**S71**  
S719-U450 Under-mount sink 450  
# 43426, -800

**Base cabinet**

**60 cm**

**Installation type**



**S71**  
S719-U500 Under-mount sink 500  
# 43427, -800

**Base cabinet**

**60 cm**

**Installation type**



**S71**  
S719-U660 Under-mount sink 660  
# 43428, -800

**Base cabinet**

**80 cm**

**Installation type**



**S71**  
S719-U655 Under-mount sink 180/450  
# 43429, -800

**Base cabinet**

**80 cm**

**Installation type**



**S71**  
S719-U765 Under-mount sink 370/370  
# 43430, -800

**Base cabinet**

**90 cm**

**Installation type**



For more products go to [hansgrohe.com](https://hansgrohe.com)





# Numerous mounting options, organic design – **Stainless steel S41.**

---

The striking S41 sinks are made from 0.8 mm thick stainless steel, providing a robust material that is resistant to substances such as fruit acid. Hygienic and easy to clean, the large corner radius leaves nowhere for dirt to hide. The organic design blends seamlessly into any kitchen style. Thanks to the flexibility in installation and endless interchangeable options, your kitchen can be designed for your individual needs.

# Stainless steel S41

**Flexible:** Thanks to the reversible installation of our sinks and drainers and the number of sink sizes available, they can fit into any kitchen set-up. The S41 can be installed on top or flush to the kitchen surface.

**Easy care:**

The organic rounded design with large open corners ensures quick and easy cleaning, and no dirty edges.



**Stable:**

All sinks are equipped with a reinforcement bracket, so there is no movement once installed.



**Comfortable:**

Thanks to the spacious basins for standard base units it is easier to handle large items in the kitchen. Integrated sound-absorbing matting ensures quiet use.

**Heat resistant:**

Stainless steel is unaffected by extreme temperature changes and is completely rustproof.

**Easy installation:**

Fastening clamps for clamping ranges 28-40 mm, as well as the waste and overflow set, are included in the delivery.





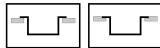
NEW

**S41**  
S412-F340 Built-in sink 340/400  
# 43334, -800

**Base cabinet**

**45 cm**

**Installation type**



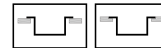
NEW

**S41**  
S412-F400 Built-in sink 400/400  
# 43335, -800

**Base cabinet**

**50 cm**

**Installation type**



NEW

**S41**  
S412-F500 Built-in sink 500/400  
# 43336, -800

**Base cabinet**

**60 cm**

**Installation type**



NEW

**S41**  
S4113-F340 Built-in sink 340/400 with drainboard  
# 43337, -800

**Base cabinet**

**45 cm**

**Installation type**



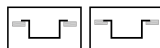
NEW

**S41**  
S4113-F400 Built-in sink 400/400 with drainboard  
# 43338, -800

**Base cabinet**

**50 cm**

**Installation type**



NEW

**S41**  
S4113-F540 Built-in sink 340/150/400  
with drainboard  
# 43339, -800

**Base cabinet**

**60 cm**

**Installation type**



Alternatively, S41 sinks with draining boards are available  
without pre-punched drill holes and with a manual waste set.

For more products go to [hansgrohe.com](https://hansgrohe.com)



# The natural choice – **SilicaTec S51.**

---



Granite sinks made of SilicaTec, the material of the future, bring a natural hint of colour into the kitchen. The main component is fine quartz sand, the hardest component of granite. The result is a smooth, hard and pore-free surface that is easy to clean. It is also extremely resilient against damage from heat, scratches or dirt. Three different colour options ensure SilicaTec sinks offer even more individuality in the kitchen.



**A natural fit:**

Whether black granite -170, stone grey -290 or concrete grey -380, SilicaTec is a tactile and natural feeling material. The smooth, pore-free surface prevents water from penetrating and dirt from sticking.


**Resistant:**

SilicaTec is made up of quartz particles, which offer impact, fracture and scratch resistance. It is unaffected by heat and won't fade in the light, ensuring the colour remains true for many years to come.



**Food safe:**

The pore-free SilicaTec surface prevents bacteria penetrating or odours lingering, for a more hygienic kitchen environment.



**Installation options:**

SilicaTec S51 sinks are available in surface-mounted and undermounted installation. A variety of sink sizes ensures maximum flexibility.

**Repellant:**

The roll-off effect allows water to drain off almost residue-free. The quality of the surface also prevents food stains and other discolouration.

# SilicaTec S51



**S51**  
S510-F450 Built-in sink 450  
# 43312, -170, -290, -380

**Base cabinet**

**60 cm**

**Installation type**



**S51**  
S514-F450 Built-in sink 450 with drainboard left  
# 43314, -170, -290, -380  
S5110-F450 Built-in sink 450 with drainboard right  
# 43330, -170, -290, -380 (not shown)

**Base cabinet**

**60 cm**

**Installation type**



**S51**  
S510-F660 Built-in sink 660  
# 43313, -170, -290, -380

**Base cabinet**

**80 cm**

**Installation type**



**S51**  
S510-F635 Built-in sink 180/450  
# 43315, -170, -290, -380

**Base cabinet**

**80 cm**

**Installation type**



**S51**  
S510-F770 Built-in sink 370/370  
# 43316, -170, -290, -380

**Base cabinet**

**90 cm**

**Installation type**





**S51**  
S510-U450 Under-mount sink 450  
# 43431, -170, -290, -380

**Base cabinet**

**60 cm**

**Installation type**



**S51**  
S510-U660 Under-mount sink 660  
# 43432, -170, -290, -380

**Base cabinet**

**80 cm**

**Installation type**



**S51**  
S510-U635 Under-mount sink 180/450  
# 43433, -170, -290, -380

**Base cabinet**

**80 cm**

**Installation type**



**S51**  
S510-U770 Under-mount sink 370/370  
# 43434, -170, -290, -380

**Base cabinet**


**90 cm**

**Installation type**



## Sink finish options


Indicating the surface measurement, each Order No. (#) will have 8 digits, e.g. 43312, -170 = graphite black



-170  
graphite black



-290  
stone grey



-380  
concrete grey

For more products go to [hansgrohe.com](https://www.hansgrohe.com)







# KITCHEN MIXERS

## **Aquno Select M81** – Making your work in the kitchen easier.

---

The best flow of work sees everything working in harmony, like the inner workings of a clock. With its unconventional design, innovative spray technology and bespoke accessories, the Aquno M81 tap blends all of these elements perfectly. This unit redefines water use in the kitchen. For the first time, you can control the plane of the water, from gentle SatinFlow to a pull-out tap with both a laminar and shower spray. SatinFlow protects delicate fruit and vegetables, using individual superfine jets to wash the food at a shallow angle, quickly cleaning them without causing damage to the skin. This SatinFlow spray will also clean large kitchen items such as baking trays, and offers economical hand washing. Used in combination with the hansgrohe multifunctional strainer, you have the perfect all-in-one concept for efficient water management.

# Aquno Select M81

## **Pull-out function**

The pull-out function has two spray modes, so you always have the right tool for the job, whether you want to rinse a saucepan or fill a vase. Combining the hose with the sBox ensures that it can be easily pulled out and then safely stored away under the sink after use. The amount that the spout can rotate is limited, to prevent the accidental spray of water. This is available with or without the sBox.



## **Multitasking with the multifunction strainer:**

Tailored to the dimensions of the splash-free SatinFlow spray, the supplied multifunction strainer allows for the convenient cleaning and draining of food, hygienically avoiding contact with the sink. This hands-free operation means you can get to work on the next step of meal prep.



## **Switch spray types easily:**

Change from the SatinFlow spray to the hand spray at the touch of a button, thanks to Select. Discreetly embedded in the base of the tablet, the green ring around the button indicates the current setting, ensuring safe and predictable water control.



### Aquano Select M81 with L-shaped tap:

Not curved, but set at a right angle, this tap's shape adds to a precise and streamlined kitchen aesthetic. It goes especially well with wall-mounted kitchen units. Aquano Select M81 also offers a pull-out option with laminar spray.



### Design accents for the kitchen

Your kitchen should be designed to your specification, combining the elements you need to create your dream space. Paramount to this is the aesthetics. Select Aquano Select M81, and you can choose from three exclusive finishes: elegant stainless steel, matt black or shiny chrome.



### Aquano Select M81

Single lever kitchen mixer 250,  
pull-out spout, 2jet, sBox  
# 73830, -000, -670, -800

Single lever kitchen mixer 250,  
pull-out spout, 2jet  
# 73836, -000, -670, -80



### Aquano Select M81

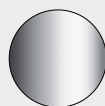
Single lever kitchen mixer 170,  
pull-out spray, 3jet, sBox  
# 73831, -000, -670, -800

Single lever kitchen mixer 170,  
pull-out spray, 3jet  
# 73837, -000, -670, -800



## Kitchen tap finish options


Indicating the surface finish, each Order No. (#)  
will have 8 digits, e.g. 28500, -000 = chrome



-000  
chrome



-670  
matt black



-800  
stainless steel finish

# Where ergonomics meets aesthetics – **Metris M71.**

---



The M71 range is both eye-catching and an indispensable kitchen assistant. Its clean, minimalist design in chrome or stainless steel is ideally suited to hansgrohe sinks, while the ergonomic, comfortable operating concept makes them a match made in heaven. M71 fittings are available at differing spout heights (ComfortZone), with Select technology and many other labour-saving features.





**Rocker lever:**

With Select technology and a rocker lever positioned at the front edge of the sink, the kitchen tap can be conveniently operated without reaching across the flow of water.

**Functional:**

By turning the ergonomic rocker lever you can control the water temperature, while tilting it allows you to control the volume of the water flow.



**Select button:**

With the Select button at the front edge of the sink, the kitchen tap can be conveniently operated from the front.



**Operating the Select button:**

The water flow can be started and stopped by pressing the Select button. The drain is opened and closed by turning the control unit.



**The pull-out spray extends your working space:**

The hose is protected from damage as it is secured in the sBox. With the Select button at the front of the sink, the water can be turned on and off at the touch of a button. The handle remains open, maintaining water volume and temperature.



# Metris M71



## Metris Select M71

2-hole single lever kitchen mixer 320,  
pull-out spray, 2jet, sBox  
# 73806, -000, -800



## Metris Select M71

2-hole single lever kitchen mixer 220,  
pull-out spray, 2jet, sBox  
# 73805, -000, -800



## Metris Select M71

2-hole single lever kitchen mixer 200,  
pull-out spray, 2jet, sBox  
# 73818, -000, -340, -670, -800

2-hole single lever kitchen mixer 200,  
pull-out spray, 2jet  
# 73819, -000, -800



## Metris Select M71

2-hole single lever kitchen mixer 200,  
pull-out spout, 1jet, sBox  
# 73804, -000, -800



## Metris Select M71

Single lever kitchen mixer 240,  
pull-out spray, 2jet, sBox  
# 73817, -000, -800

Single lever kitchen mixer 240,  
pull-out spray, 2jet  
# 73822, -000, -800



## Metris Select M71

Single lever kitchen mixer 320,  
pull-out spray, 2jet, sBox  
# 73816, -000, -800




## Metris Select M71

Single lever kitchen mixer 320,  
pull-out spout, 1jet  
# 14884, -000, -800



## Kitchen tap finish options


Indicating the surface finish, each Order No. (#)  
will have 8 digits, e.g. 28500, -000 = chrome



-000  
chrome



-340  
brushed black  
chrome



-670  
matt black



-800  
stainless steel finish



#### Metris Select M71

Single lever kitchen mixer 240,  
pull-out spout, 1jet, sBox  
# 73802, -000, -800



#### Metris Select M71

Single lever kitchen mixer 320, 1jet  
# 14883, -000, -800



#### Metris Select M71

Single lever kitchen mixer 260, 1jet  
# 14847, -000, -800



#### Metris M71

Single lever kitchen mixer 320,  
pull-out spray, 2jet  
# 14820, -000, -800



#### Metris M71

Single lever kitchen mixer 220,  
pull-out spray, 2jet, sBox  
# 73800, -000, -800



#### Metris M71

Single lever kitchen mixer 320,  
pull-out spout, 1jet  
# 14821, -000, -800



#### Metris M71

Single lever kitchen mixer 320, installation  
in front of a window, 1jet  
# 14823, -000



#### Metris M71

Single lever kitchen mixer 320,  
device shut-off valve, 1jet  
# 14888, -000



For more products go to [hansgrohe.com](https://www.hansgrohe.com)

# An all-rounder for the modern kitchen – **Talis M51.**

---



The Talis M51 kitchen taps are versatile tools in one neat package. The conical shape embodies elegance, moving smoothly into a slimline spout. Both stainless steel and chrome are timeless kitchen finishes that allow these taps to blend with any kitchen. Clever design maximises your comfort in the kitchen: Select technology starts and stops water at the touch of a button, while the ComfortZone offers more space at the sink and less splashing. You can enlarge this still further with the addition of a pull-out or swivel spout.

#### **Pull-out hose:**

It couldn't be easier to switch between the two spray types. Use normal spray to quickly fill large pots and vases, and shower spray to thoroughly clean kitchen implements and fruit, vegetables or fish. Thanks to the ergonomic design, you can change the spray type single-handedly, while keeping the water flowing.



#### **Select functionality:**

Select technology puts water control at your fingertips, whatever you're doing in the kitchen. You can operate it with the back of your hand, elbow or forearm, which is invaluable when you have your hands full or your hands are dirty from cooking. Simply press the Select button to start and stop the water flow quickly and easily.

## **Additional products**

### **Dishwashing liquid/lotion dispenser:**

Available in three different designs and two finishes. We recommend A71 to match the Metris M71, A51 for Talis M51 and M52, and A41 to match Focus M41 and M42, as well as a selection of products from other ranges.



A71 Soap-/lotion dispenser  
# 40468, -000, -800



A51 Soap-/lotion dispenser  
# 40448, -000, -800



A41 Soap-/lotion dispenser  
# 40438, -000, -800

# Talis M51



## Talis Select M51

Single lever kitchen mixer 300,  
pull-out spray, 2jet, sBox  
# 73867, -000, -800

Single lever kitchen mixer 300,  
pull-out spray, 2jet  
# 72823, -000, -800



## Talis Select M51

Single lever kitchen mixer 300,  
pull-out spout, 1jet, sBox  
# 73853, -000, -800

Single lever kitchen mixer 300,  
pull-out spout, 1jet  
# 72821, -000, -800



## Talis Select M51

Single lever kitchen mixer 220,  
pull-out spray, 2jet, sBox  
# 73868, -000, -800

Single lever kitchen mixer 220,  
pull-out spray, 2jet  
# 72824, -000, -800



## Talis Select M51

Single lever kitchen mixer 220,  
pull-out spout, 1jet, sBox  
# 73852, -000, -800

Single lever kitchen mixer 220,  
pull-out spout, 1jet  
# 72822, -000, -800



## Talis Select M51

Single lever kitchen mixer 300, 1jet  
# 72820, -000, -800







#### Talis M51

Single lever kitchen mixer 200,  
pull-out spray, 2jet, sBox  
# 73851, -000, -800

Single lever kitchen mixer 200,  
pull-out spray, 2jet  
# 72813, -000, -800



#### Talis M51

Single lever kitchen mixer 160,  
pull-out spray, 2jet, sBox  
# 73850, -000, -800

Single lever kitchen mixer 160,  
pull-out spray, 2jet  
# 72815, -000, -800



#### Talis M51

Single lever kitchen mixer 260, 1jet  
# 72810, -000, -800



#### Talis M51

Single lever kitchen mixer 260, LowPressure/  
vented hot water cylinders, 1jet  
# 72812, -000



#### Talis M51

Single lever kitchen mixer 220, 1jet  
# 72814, -000, -800



#### Talis M51

Single lever kitchen mixer 220,  
with shut-off valve, 1jet  
# 72811, -000



For more products go to [hansgrohe.com](https://www.hansgrohe.com)

# Dynamic elegance – **Talis M52.**

---



The symbiosis between style and function is immediately obvious in the Talis M52 range. These single lever taps, in either chrome or stainless steel, are all-rounders that suit every kitchen. The pull-out spout pivots a full 150 degrees, and some models can be extended by up to 76 cm thanks to the sBox. This gives you the flexibility and room to work in the kitchen that is so needed. Even positioning the tap close to a kitchen window poses no problem – you can pull the entire tap out to open the window and then replace it.




**Tiltable taps in front of windows:**

Windows that are open inward in front of normal kitchen taps pose a problem. These taps are ideal for installation in that situation, as you can simply move the tap as needed, allowing the window to be opened and closed with ease.



**Design**  
The elegant spout and simple pin handle characterise the design of this range. The grip position is mounted vertically, which makes these taps the ideal solution for anywhere with limited space in front of the wall. The Talis M52 offers the maximum of flexibility: products in this range are also available for open water heaters, as well as with an isolation valve.



**MagFit magnetic bracket:**

The MagFit feature enables the hose to slide back almost silently and attach itself back in the centre of the tap spout.

# Talis M52



## Talis M52

Single lever kitchen mixer 220, installation in front of a window, pull-out spray, 2jet, sBox

# 73863, -000, -800

Single lever kitchen mixer 220, installation in front of a window, pull-out spray, 2jet  
# 14877, -000



## Talis M52

Single lever kitchen mixer 260, installation in front of a window, pull-out spout, 1jet, sBox

# 73864, -000, -800

Single lever kitchen mixer 260, installation in front of a window, pull-out spout, 1jet  
# 14872, -000



## Talis M52

Single lever kitchen mixer 270, 1jet

# 14870, -000



## Talis M52


Single lever kitchen mixer 270, with shut-off valve, 1jet

# 14875, -000



## Kitchen tap finish options

Indicating the surface finish, each Order No. (#) will have 8 digits, e.g. 28500, -000 = chrome



-000  
chrome



-800  
stainless steel finish



#### Talis M52

Single lever kitchen mixer 170,  
pull-out spray, 2jet, sBox  
# 73860, -000, -800

Single lever kitchen mixer 170,  
pull-out spray, 2jet  
# 32841, -000



#### Talis M52

Single lever kitchen mixer 170,  
LowPressure/vented hot water cylinders,  
pull-out spray, 2jet  
# 32842, -000

Single lever kitchen mixer 170,  
LowPressure/vented hot water cylinders,  
pull-out spray, 2jet, sBox  
# 73861, -000 (not shown)



#### Talis M52

Single lever kitchen mixer 170, 1jet  
# 32851, -000



## Additional products

**Dishwashing liquid/lotion dispenser:** Available in two different finishes.



A51 Soap-/lotion dispenser  
# 40448, -000, -800



# Minimalist lines – **Talis M54.**

---



The perfect complement to your kitchen has arrived: the Talis M54 range. Design requirements vary in the modern kitchen, but in the Talis M54 range you will find options that match every kitchen concept perfectly. Choose the slim and streamlined tap on a kitchen island, or one an alternative that meets the needs of your kitchen, be it a small space or kitchenette with wall mounted cupboards.



### Design

Minimalism is found in the details, and in this respect the Talis M54 offers a unique and uncompromising design language. The flat handle accentuates the elongated silhouette of the spout, while the cartridge hugs the base of the tap. Discreetly placed on the inside of the handle is the hot/cold indicator – it is these details that make all the difference.

Talis M54 is available in three different shapes: round arch, L-shape and U-shape. That means they can fit into a variety of different kitchen designs including where there is a kitchen island (round arch), hanging cabinets (L-shape) and classic kitchen units (U-shape).

### A perfect black match

The sink and the tap match perfectly, ensuring all components are colour coordinated.



### Pull-out hose:

Models are available with or without sBox.



### sBox:

With extendible kitchen taps and sink combi units the sBox ensures that the hose can be pulled out and then stowed away safely and easily. The 52 cm tall box fits into all standard base units from 74 cm upwards.

# Talis M54



## Talis M54

Single lever kitchen mixer 210,  
pull-out spray, 2jet, sBox  
# 72801, -000, -670, -800

Single lever kitchen mixer 210,  
pull-out spray, 2jet  
# 72800, -000, -670, -800



## Talis M54

Single lever kitchen mixer 210, pull-out  
spout, 1jet, sBox  
# 72803, -000, -670, -800

Single lever kitchen mixer 210,  
pull-out spout, 1jet  
# 72802, -000, -670, -800



## Talis M54

Single lever kitchen mixer 220, 1jet  
# 72804, -000, -670, -800



## Talis M54

Single lever kitchen mixer U 220, 1jet  
# 72806, -000, -670, -800



NEW



#### Talis M54

Single lever kitchen mixer 270,  
pull-out spout, 1jet, sBox  
# 72809, -000, -670, -800

Single lever kitchen mixer 270,  
pull-out spout, 1jet  
# 72808, -000, -670, -800



NEW




#### Talis M54

Single lever kitchen mixer 270, 1jet  
# 72840, -000, -670, -800



## Kitchen tap finish options


Indicating the surface finish, each Order No. (#)  
will have 8 digits, e.g. 28500, -000 = chrome



-000  
chrome



-670  
matt black



-800  
stainless steel finish

# Modern design in motion – **Focus M41.**

---



The single lever systems of hansgrohe's Focus M41 range are slim and minimalist. The taps are enormously practical, because they can pivot and be pulled out up to 76 cm, giving you the room to move around the kitchen that you need. Plus, due to its shower spray, this product variant will clean food items quickly and efficiently. All this, paired with the reasonable price, means that the range is guaranteed to win you over.



# Focus M41



## Focus M41

Single lever kitchen mixer 240,  
pull-out spray, 2jet, sBox  
# 73880, -000, -800

Single lever kitchen mixer 240,  
pull-out spray, 2jet  
# 31815, -000, -670, -800 (not shown)



NEW

## Focus M41

Single lever kitchen mixer 280, 1jet  
# 31817, -000, -670, -800



## Focus M41

Single lever kitchen mixer, wall-mounted  
lowspout, 1jet  
# 31825, -000



NEW

## Focus M41

Single lever kitchen mixer 260, 1jet  
# 31820, -000, -670, -800



## Focus M41

Single lever kitchen mixer 260,  
LowPressure/vented hot water cylinders,  
1jet  
# 31822, -000



## Focus M41

Single lever kitchen mixer 160, 1jet  
# 31806, -000, -800

Single lever kitchen mixer 160, CoolStart,  
EcoSmart, 1jet  
# 31816, -000 (not shown)



## Focus M41

Single lever kitchen mixer E 160, 1jet  
# 31780, -000



## Focus M41

Single lever kitchen mixer E 160,  
LowPressure/vented hot water cylinders,  
1jet  
# 31784, -000

For more products go to [hansgrohe.com](https://hansgrohe.com)

# A range of options for your comfort – **Focus M42.**

---

Updating your sink? hansgrohe offers the Focus M42 kitchen mixer tap range so that you have a range of easy options available, each packed with details to ensure your work in the kitchen is easy and comfortable. The range offers different ComfortZone heights, a full pivoting circle of 360 degrees and, in some models, a pull-out tap and faucet. You also have the option to connect it to your boiler. These easy swaps mean that you can make the switch to the highest quality, at a very attractive price.





#### **ComfortZone spout heights:**

Find the right height for you and your needs – for example, the high spout is ideal for filling tall vases.



#### **Rotating swivel range:**

Almost all M42 products can swivel 360 degrees. This is particularly useful with low kitchen mixer taps when rinsing things at the sink.



#### **A strong team:**

M42, with both a pull-out shower spray or single spray, allows you to switch between a soft shower or clear laminar spray with the press of a button. You can give yourself even more room by choosing a model with an integrated sBox.

# Focus M42



## Focus M42

Single lever kitchen mixer 220,  
pull-out spray, 2jet, sBox  
# 71820, -000, -800

Single lever kitchen mixer 220,  
pull-out spray, 2jet  
# 71800, -000, -800



## Focus M42

Single lever kitchen mixer 180,  
pull-out spray, 2jet, sBox  
# 71821, -000, -800

Single lever kitchen mixer 180,  
pull-out spray, 2jet  
# 71801, -000, -800



## Focus M42

Single lever kitchen mixer 220, 1jet  
# 71802, -000, -800



## Focus M42

Single lever kitchen mixer 220,  
with shut-off valve, 1jet  
# 71803, -000





#### Focus M42

Single lever kitchen mixer 150, pull-out spout, 1jet, sBox  
# 71829, -000, -800

Single lever kitchen mixer 150, pull-out spout, 1jet  
# 71814, -000, -800




#### Focus M42

Single lever kitchen mixer 100, 1jet  
# 71808, -000, -800



#### Focus M42

Single lever kitchen mixer 100, CoolStart, EcoSmart, 1jet  
# 71809, -000



#### Focus M42

Single lever kitchen mixer 120, 1jet  
# 71806, -000, -800




#### Focus M42

Single lever kitchen mixer 120, LowPressure/vented hot water cylinders, 1jet  
# 71804, -000



#### Focus M42

Single lever kitchen mixer 120, CoolStart, EcoSmart, 1jet  
# 71805, -000



#### Focus M42

Single lever kitchen mixer 120, installation in front of a window, 1jet  
# 71807, -000



#### Focus M42

Single lever kitchen mixer 180, with shut-off valve, 1jet  
# 71813, -000



For more products go to [hansgrohe.com](https://www.hansgrohe.com)



# Top quality at an attractive price – **Logis M31.**

---



The Logis M31 range offers both comfort and ease of use. hansgrohe uses high quality materials to produce a high quality product at an attractive price. Featuring a range of different versions, you can choose the perfect one for you.

# Logis M31



**Logis M31**  
Single lever kitchen mixer 260, 1jet  
# 71835, -000



**Logis M31**  
2-handle kitchen mixer 220, 1jet  
# 71280, -000



**Logis M31**  
Single lever kitchen mixer 160, 1jet  
# 71832, -000

Single lever kitchen mixer 160, CoolStart,  
EcoSmart, 1jet (not shown)  
# 71839, -000



**Logis M31**  
Single lever kitchen mixer 160, installation  
in front of a window, 1jet  
# 71833, -000



**Logis M31**  
Single lever kitchen mixer 220,  
device shut-off valve, 1jet  
# 71834, -000



**Logis M31**  
Single lever kitchen mixer, wall-mounted  
lowspout, 1jet  
# 71836, -000



**Logis M31**  
Single lever kitchen mixer 120, 1jet  
# 71830, -000



**Logis M31**  
Single lever kitchen mixer 120,  
LowPressure/vented hot water cylinders,  
1jet  
# 71831, -000



**Logis M31**  
Single lever kitchen mixer 120, CoolStart,  
EcoSmart, 1jet  
# 71837, -000



For more products go to [hansgrohe.com](https://hansgrohe.com)

# Classic design, modern execution – **Logis M32.**

---



Logis M32 has classic cross handles that feel natural in the hand. The wide range available suits all modern sinks, regardless of their form or size. Whether you require a single lever or a two-handle faucet, this range offers something to suit your needs.

# Logis M32

---



**Logis M32**  
2-handle kitchen mixer 220, 1jet  
# 71285, -000



**Logis M32**  
2-handle kitchen mixer, wall-mounted,  
highspout, 1jet  
# 71286, -000



**Logis M32**  
2-handle kitchen mixer, wall-mounted  
lowspout, 1jet  
# 71287, -000









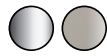
# SINK COMBI UNITS

Perfect interaction  
for more comfort  
in the kitchen –  
**stainless steel  
C71.**

---

The C71 sink combi unit, made of top-grade materials, provides a long lasting and innovative all-in-one solution. Compared to other sinks, it offers one big advantage: all components are provided in one complete package. This makes planning much easier, because the combination includes a sink, kitchen mixer, sBox and all other necessary parts. Plus, it simplifies the ordering and installation process, because the sink combination is delivered ready to install with all required fittings and can be immediately integrated into the countertop.

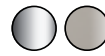
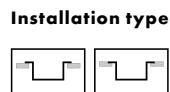
# Stainless steel C71



**C71**  
C71-F450-06 Sink combi 450  
# 43201, -000, -800




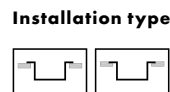
Base cabinet  
**60 cm**



**C71**  
C71-F450-01 Sink combi 450 Select  
# 43207, -000, -800



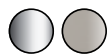
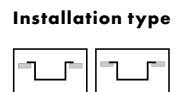
Base cabinet  
**60 cm**



**C71**  
C71-F450-07 Sink combi 450 with drainboard left  
# 43205, -000, -800  
C71-F450-12 Sink combi 450  
with drainboard right  
# 43230, -000, -800 (not shown)



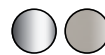
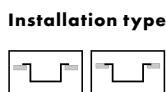
Base cabinet  
**60 cm**



**C71**  
C71-F450-02 Sink combi 450 Select  
with drainboard left  
# 43208, -000, -800  
C71-F450-11 Sink combi 450 Select  
with drainboard right  
# 43229, -000, -800 (not shown)



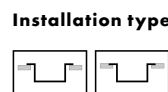
Base cabinet  
**60 cm**



**C71**  
C71-F660-08 Sink combi 660  
# 43202, -000, -800



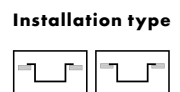
Base cabinet  
**80 cm**

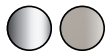


**C71**  
C71-F660-03 Sink combi 660 Select  
# 43209, -000, -800

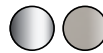


Base cabinet  
**80 cm**






**C71**  
C71-F655-09 Sink combi 180/450  
# 43206, -000, -800



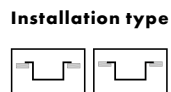
**C71**  
C71-F655-04 Sink combi 180/450 Select  
# 43210, -000, -800



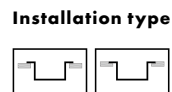
**C71**  
C71-F765-10 Sink combi 370/370  
# 43203 -000, -800



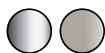
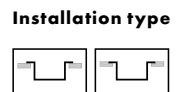
Base cabinet  
**80 cm**



Base cabinet  
**80 cm**



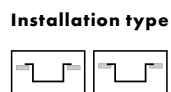
Base cabinet  
**90 cm**



**C71**  
C71-F765-05 Sink combi 370/370 Select  
# 43211, -000, -800



Base cabinet  
**90 cm**



For more products go to [hansgrohe.com](https://hansgrohe.com)





# A perfect combination – **SilicaTec C51.**

---

Our designs are award winning, including the compact sink combi unit in graphite black, which won the renowned iF Design Award 2018. Using a tactile and natural feeling material, the smooth, pore-free surface prevents water from penetrating and dirt from sticking. Our new combi sink units combine a kitchen sink and tap with a new type of operating concept, to make working at the sink quicker and easier. The taps offer two operating variants. All the components fit together, coming as a package and with all the accessories supplied. This offers total ease and reliability when it comes to both planning and installation.



# SilicaTec C51



**C51**  
C51-F450-06 Sink combi 450  
# 43217 -000



Base cabinet

**60 cm**

Installation type



**C51**  
C51-F450-01 Sink combi 450 Select  
# 43212, -000



Base cabinet

**60 cm**

Installation type



**C51**  
C51-F450-08 Sink combi 450  
with drainboard left  
# 43219, -000

C51-F450-12 Sink combi 450  
with drainboard right  
# 43228, -000 (not shown)



Base cabinet

**60 cm**

Installation type



**C51**  
C51-F450-03 Sink combi 450 Select  
with drainboard left  
# 43214, -000

C51-F450-11 Sink combi 450 Select  
with drainboard right  
# 43227, -000 (not shown)



Base cabinet

**60 cm**

Installation type



**C51**  
C51-F660-07 Sink combi 660  
# 43218 -000



Base cabinet

**80 cm**

Installation type



**C51**  
C51-F660-02 Sink combi 660 Select  
# 43213, -000



Base cabinet

**80 cm**

Installation type





**C51**  
C51-F635-09 Sink combi 180/450  
# 43220, -000



**C51**  
C51-F635-04 Sink combi 180/450 Select  
# 43215, -000



**C51**  
C51-F770-10 Sink combi 370/370  
# 43221 -000



Base cabinet

**80 cm**

Installation type



Base cabinet

**80 cm**

Installation type



Base cabinet

**90 cm**

Installation type



**C51**  
C51-F770-05 Sink combi 370/370 Select  
# 43216, -000



Base cabinet

**90 cm**

Installation type



For more products go to [hansgrohe.com](https://www.hansgrohe.com)

# Accessories and cleaning.

---

The kitchen is where we create and where we communicate, and is often the beating heart of the home. Today's kitchen should serve your every need, while also offering a warm and cosy atmosphere. Alongside this, your work at the sink can be made more efficient with the use of our elegant and high quality accessories.



# ADDITIONAL ACCESSORIES

## Multifunctional strainer

Multitasking in the kitchen is made easier thanks to the multifunctional strainer, designed to move smoothly along the S51 and S71 sinks and those with a depth of 400-410 mm. The use with undermounted sinks requires individual assessment as it depends on the installation.



## Cutting board:

The solid oak or walnut cutting board features a guide edge that allows you to slide it along hansgrohe sinks.



## Dishwashing liquid/lotion dispenser:

This practical dispenser is available in three different designs and two different finishes, ensuring it coordinates perfectly with any hansgrohe kitchen tap.



## SoftStart spray shaper:

The slow-opening aerator in the SoftStart jet shaper causes a gradual increase in water volume for a smoother start to water flow. This reduces splashing, especially for kitchen taps with a high spout.



## Mobile draining board:

Thanks to its grooves, the mobile draining board drains water quickly and efficiently towards the sink. It offers hygienic safety when handling food and is dishwasher safe. After use, dishcloths and tea towels can be hung on the plastic frame to dry, allowing them to drip directly into the sink.



## Cleaning:

The cleaning and care spray for stainless steel offers protection against dirt, staining and limescale deposits. Similarly, the cleaning set for SilicaTec sinks consists of limescale remover, waterproofing and eraser sponge for hygienic cleanliness and a superior shine.

# Accessories



A71 Soap-/ lotion dispenser  
# 40468, -000, -800



A51 Soap-/ lotion dispenser  
# 40448, -000, -800



A41 Soap-/ lotion dispenser  
# 40438, -000, -800



Kitchen-device shut-off valve  
# 10823, -000, -800



F13 spray former SoftStart  
M24x1 chrome  
# 92517, -000



A10 drain cover  
# 40952, -800



F15 Cutting board walnut  
# 40960000



F16 Cutting board oak  
# 40961000



A11 turning handle  
for eccentric operation  
# 40953, -800



F14 Multifunctional strainer  
# 40963000



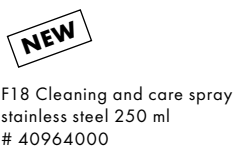
F17 Mobile drainboard  
# 40962800



F12 compensating element for sBox  
# 43333000



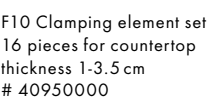
F20 Cleaning and care set  
SilicaTec  
# 40965000



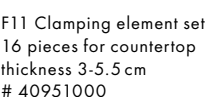
F18 Cleaning and care spray  
stainless steel 250 ml  
# 40964000



F19 Cleaning and care  
spray stainless steel 30 ml  
# 40966000



F10 Clamping element set  
16 pieces for countertop  
thickness 1-3.5 cm  
# 40950000



F11 Clamping element set  
16 pieces for countertop  
thickness 3-5.5 cm  
# 40951000

## Finish options

Indicating the surface finish, each Order No. (#) will have 8 digits, e.g. 28500, -000 = chrome



-000  
chrome

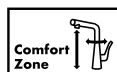


-800  
stainless steel finish

## Technologies



Regulates the water flow with a simple push: an enjoyable way to start and finish any task.



Defines the height, side clearance and – with the pull-out function – the length of the space around the mixer.



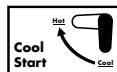
Limescale deposits are easily wiped away by rubbing a finger over the flexible silicone slats.



Reduces the flow rate to save water and energy for long-lasting pleasure.

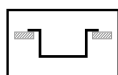


Enriches the water with a generous quantity of air for a refreshingly reliable splash-free spray.



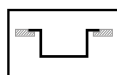
Cold water starts to flow when it is opened in the basic setting. You consume hot water only when you need it.

## Sink installation options



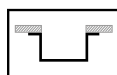
### Surface-mounted:

The sink is inserted from above into a hole cut in the worktop.



### Flush-fit:

The sink is fitted flush to the worktop, providing the seamless transition between sink and worktop that is only possible with stainless steel sinks.



### Under-mounted:

The sink is lowered into the worktop, making the kitchen appear more spacious.


## Sinks finish options

Indicating the surface finish, each Order No. (#) will have 8 digits, e.g. 28500, -290 = stone grey




-170

Graphite Black




-290

stone grey



-380

concrete grey

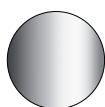


-800

stainless steel

## Kitchen tap finish options

Indicating the surface finish, each Order No. (#) will have 8 digits, e.g. 28500, -000 = chrome



-000

chrome




-340

brushed black  
chrome



-670

matt black



-800

stainless steel finish



# Discover more online: Sign up to stay up-to-date

Want to know more? Register for updates and we will keep you informed about new products and other hansgrohe news. We look forward to keeping you up to date!

**[hansgrohe.com/register](https://hansgrohe.com/register)**



Simply scan the code  
to register.



This booklet contains only a selection of our products. Our full range can be found at **[hansgrohe.com](https://hansgrohe.com)**



Find hansgrohe online and on social media.

**Headquarters** – Hansgrohe SE · Postbox 1145 · D-77757 Schiltach  
Tel. +49 78 36 51-0 · Fax +49 78 36 51-13 00 · [info@hansgrohe.com](mailto:info@hansgrohe.com) · [www.hansgrohe-int.com](https://www.hansgrohe-int.com)

**Australia** – Hansgrohe Pty Ltd · Level 1 · 123 Camberwell Rd · East Hawthorn · Victoria 3123  
Tel. +61 3 9811 9971 · [info@hansgrohe.com.au](mailto:info@hansgrohe.com.au) · [www.hansgrohe.com.au](https://www.hansgrohe.com.au)

**Estonia** – Hansgrohe Eesti · Mäealuse 2/1 · 12618 Tallinn · Tel. +372 6826829  
[info@hansgrohe.ee](mailto:info@hansgrohe.ee) · [www.hansgrohe.ee](https://www.hansgrohe.ee) · [pro.hansgrohe-int.com](https://pro.hansgrohe-int.com)

**Latvia** – Hansgrohe Latvia · Raiņa iela 14 · LV-3913 Iecava · Tel. +371 2 9229029 · [info@hansgrohe.lv](mailto:info@hansgrohe.lv) · [www.hansgrohe.lv](https://www.hansgrohe.lv) · [pro.hansgrohe-int.com](https://pro.hansgrohe-int.com)

**Lithuania** – Hansgrohe Lietuva · Ulonų 5 · LT-08240 Vilnius · Tel. +370 5 2043291 · [info@hansgrohe.lt](mailto:info@hansgrohe.lt) · [www.hansgrohe.lt](https://www.hansgrohe.lt) · [pro.hansgrohe-int.com](https://pro.hansgrohe-int.com)

**Middle East** – Hansgrohe SE DMCC Branch · Swiss Tower, Cluster Y, Jumeirah Lakes Towers · Office 1904 ·  
PO Box 34216, Dubai, United Arab Emirates · Tel. +971 4 4480-200 · Fax +971 4 4480-299  
[me.support@hansgrohe.com](mailto:me.support@hansgrohe.com) · [www.hansgrohe-middleeast.com](https://www.hansgrohe-middleeast.com)

**United Kingdom** – Hansgrohe · Units D1 and D2 · Sandown Park Trading Estate · Royal Mills · Esher · Surrey · KT10 8BL  
Tel. +44 1372 472001 · Fax +44 1372 470670 · [enquiries@hansgrohe.co.uk](mailto:enquiries@hansgrohe.co.uk) · [www.hansgrohe.co.uk](https://www.hansgrohe.co.uk)

